

3

BIG

FUN

Mario Herrera
Barbara Hojel



CD-ROM
with
Games & Stories

CONTENTS

| | | | |
|---------------------------|-----------|---------------------------|-----------|
| 1 At School | 1 | 6 Our Things | 61 |
| 2 Feelings | 13 | 7 Animals | 73 |
| 3 Home | 25 | 8 Places | 85 |
| 4 Recycle | 37 | 9 Show Time! | 97 |
| 5 Eating Out | 49 | | |

Cutouts
and Stickers
included!



BIG FUN Song



*From the sky to the ground
And all the way around—
We can have big fun!
If there's rain, if there's sun,
Let's play with everyone.
We can have big, big fun!*



**Take a walk outside.
Our world is big and wide.
There are flowers and trees
And yellow bumblebees.
Buzz, buzz, buzz!**

(Chorus)

**Join your hands with me.
Let's see what we can see!
Then take a closer look.
We'll learn beyond our book.
Look, oh, look!**

(Chorus)



AT SCHOOL

A5 & A8
1

Look, predict, and draw. Listen.



Find the
bus drivers.



Unit Preview; **FIND IT** in the unit: *bus drivers*

A9-10
2

Listen and say. Find and match.



principal



secretary



English teacher



music teacher



2

Vocabulary Presentation: principal, secretary, English teacher, music teacher; Review: inside, outside
Language Presentation: Who is (he)? (He) is the (music teacher).

A11-73
3


Listen and say. Find and match.



Vocabulary Presentation: gym teacher, janitor, gatekeeper, bus driver; upstairs, downstairs
Language Presentation: What does the (janitor) do? (He) (cleans the school).

A14

4 Listen, trace, and say.



Vocabulary Presentation: *classroom, office, bathroom, playground*; Vocabulary Practice: *secretary, principal, gym teacher, janitor*
 Language Presentation: *Where is the (secretary)? She is (in the office).*

Listen and cross out the picture that has a different initial sound

M m






S s






F f






A a






6 ✂ **Trace letters. Cut out and paste. Trace and read.**





Copyright © 2014 by Pearson Education, Inc.

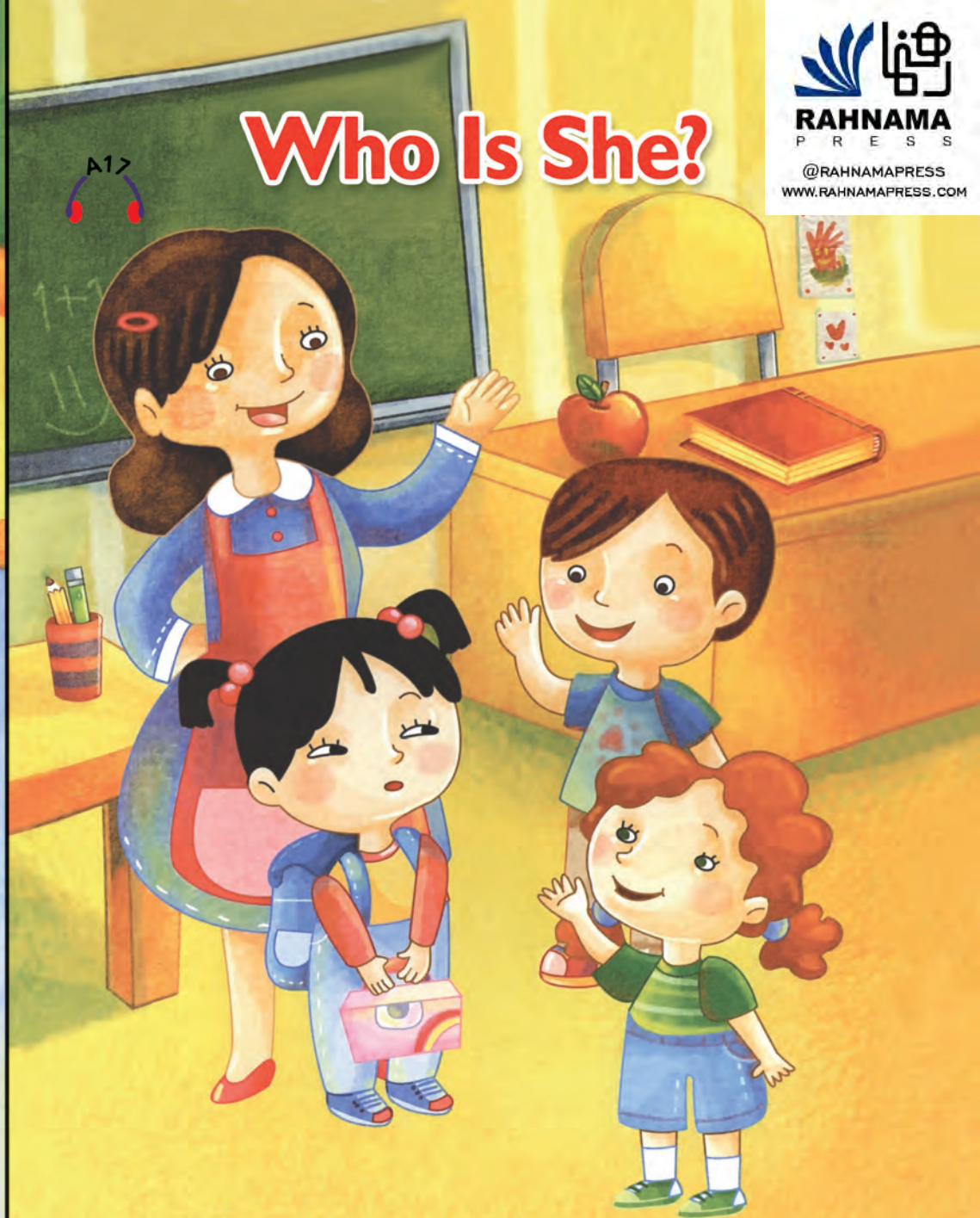
4



He's dancing!



We're dancing, too.




Who Is She?



This is our new friend, Tomoko.



Copyright © 2014 by Pearson Education, Inc.



2



Who is he?



He is the gym teacher.



What does he do?













He teaches us games.

3

A18-19
7

Listen and say. Count, stick, and trace.



| | | | | |
|--|--|---|--|--|
|  10 |  11 |  12 |  13 |  14 |
|  15 |  16 |  17 |  18 |  19 |



8  **Look closely. Cut out and paste the cutouts in order.**



PROJECT

Make Bees




How many bees do you see?



Amazing Project: Make bees from an egg carton.
Science and Art Connections

WRAP-UP

9 Ask, answer, and check.



Who is he?

He is the janitor.
He cleans our school.



BIG ³ FUN

**Share in your students' success.
Watch them enjoy learning
English and new skills.**

Big Fun prepares students for a natural
and positive experience with language:

- **Communication:** because young children like to express their interests and ideas
- **CLIL:** because young children are learning English and so much more
- **21st Century Skills:** because young children need to be prepared for the world that awaits them
- **Assessment for Learning:** because awareness and confidence lead to success.

Visit us at pearsonELT.com/BigEnglish

ISBN-13: 978-0-13-343744-7

ISBN-10: 0-13-343744-2



9 780133 437447